



# WELCOME TO WAGENINGEN

## How to get to FORUM

### International Office

The International Office of the Student Service Centre is located in FORUM. At the Student Service Centre you will be welcomed by the staff of Wageningen University.

If you have questions about your University registration, legal residence, your living allowance etc. please do not hesitate to visit the student desk. Opening hours of the Student Desk.

Monday - Thursday 9.00 - 16.00 hr.

Friday 9.00-13.00 hr

Saturday and Sunday closed.

### Arrival date

Please check our [website](#). On the mentioned day(s) the staff of the International Student Support will be available to welcome you. If you arrive late or in the weekend you will have to arrange accommodation yourself for the first night(s) and pay for this yourself.

### Schiphol Airport (Amsterdam)

Most of you will be arriving at Schiphol Airport (Amsterdam). First, you pass through Immigration. **Before** collecting your luggage, it is advisable to change your foreign currency into Euro's at one of the banks. These can be used to exchange your currency. The banks at Schiphol Airport are open everyday, even on Sunday.

### Exchanging Currency

We strongly advise you to bring commonly accepted currency with you to the Netherlands. We also advise you to exchange about (€) 300 Euro for your travel to Wageningen and initial expenses for the first couple of days.

When exchanging your currency at Schiphol, ask the bank for coins or small notes (5 or 10 Euro). These are easy to use when buying a train ticket at one of the self service ticket machines.

### Travelling by train

After collecting your luggage and (if applicable) exchanging money, pass through Customs, enter Arrivals and follow the signs from Schiphol Arrival Hall to the Railway Station: to the trains.

Dutch trains are usually very punctual. Timetables are available at the yellow information boards or on big, electronic overhead signs at the station or you can inquire at the ticket office.

**Ticket:** Buy the ticket before getting on the train!

Tickets can be bought at the yellow self service ticket machines or at the NS Service Desk. The self service machines are easy to use. The Dutch Railway Company has a demonstration [online](#) (the self service ticket machine). A train ticket from Schiphol to Ede-Wageningen will cost you approximately € 14.

If, for some reason, you cannot buy a train ticket at the ticket office or ticket machine, inform the train conductor before you get on the train! The conductor will sell you the ticket in the train but at a much higher price than at the ticket office or ticket machine. (The train ticket will then cost you € 60)



## Schiphol Airport to Ede-Wageningen

There are direct trains from Schiphol to Ede-Wageningen.  
For that check the [journey planner](#) when you fill in the schedule;

### For example

From: Schiphol  
To: Ede-Wageningen  
Date: 15-01-2012

In order to get to Wageningen University, you have to travel to station Ede-Wageningen (Ede is the town next to Wageningen). The Dutch Railway Company offers extra services to persons with [functional disabilities](#).

### Trains

At the railway station you should buy a second class single train  
Time: 08: 30  
Under transfer will be displayed how many times you have to change trains. S when **Transfer is 0** then you will take a direct train to Ede-Wageningen.

There are also trains from Schiphol Airport to Ede-Wageningen via Utrecht almost every 15 minutes from early morning until late in the evening. There are intercity trains from Schiphol directly to Utrecht. You sometimes have to change trains at Utrecht station and take another train in the direction of Arnhem/Nijmegen. Your final stop is Ede-Wageningen.

Travel time from Schiphol to Ede-Wageningen is 60-75 minutes

### Railway station Ede-Wageningen

You can take the bus or a taxi to Wageningen. Please note that taxis are expensive. A taxi from Ede-Wageningen railway station to Wageningen costs approximately € 45.00.

Take bus no 88 to Wageningen bus station ([timetable](#), page 3 in dutch). To get to the Forum building, please get off in the stop "Droevendaalsesteeg". You can ask the bus driver to inform you when you arrive there. In the Netherlands you have to use a OV chipcard when travelling with the bus. A hour or day OV chipcard can be bought in the bus. More information about the OV-Chipcard is [available online](#).

### Travelling by car

Traffic rules are not the same in all countries. In the Netherlands the law is that everyone who intends to drive a motor vehicle must possess a valid driver's license. The driver must be at least 18 years old.

## Route

From Utrecht or Arnhem: From the A12 motorway take the 'Ede, Bennekom, Wageningen' exit. Follow signposts to Wageningen, and once you enter Wageningen take a right (first exit) on the first roundabout. The Forum building is on your left hand side.

From Nijmegen: From the A50 motorway take the 'Renkum, Oosterbeek, Wageningen' exit. Follow signposts to Wageningen, and once you enter Wageningen take a right at the first traffic lights (Diedenweg). At the following traffic lights, go straight on. At the roundabout, take a left (third exit). The Forum building is on your left hand side.

From Tiel: From the A15 motorway take the 'Rhenen' exit. Follow signposts to Rhenen and then Wageningen. Once you enter Wageningen, take a left at the first traffic lights (Kortenoord Allee). At the following traffic lights, take a right (Nijenoord Allee). Then, take a left at the third traffic lights (Mansholtlaan). At the roundabout, take a left (third exit). The Forum building is on your left hand side.

<http://www.wur.nl/UK/contact/route/>

## Housing

You will be notified about you housing two weeks before your arrival

### Tips:

Check the [weather forecasts](#) and [rain prediction](#). Dutch weather is known for its rapid changes.

Beware of pickpockets and thieves when changing money! Watch your luggage especially when entering the trains! Thieves are active at the major train stations like Schiphol and Utrecht Central Station.

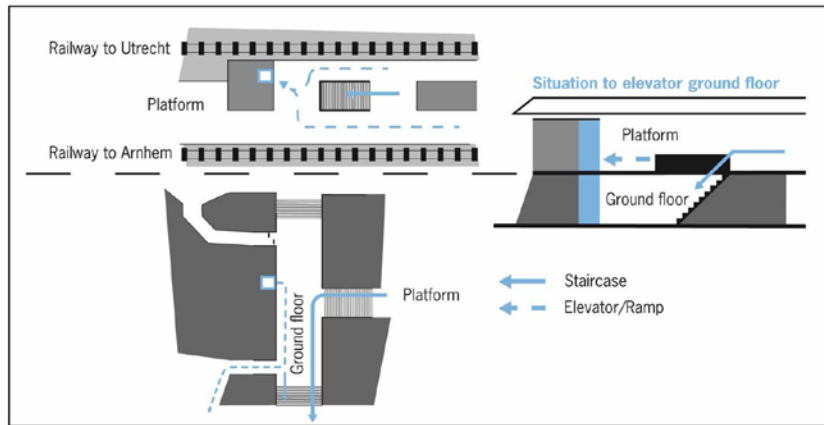
When travelling by public transportation you will have to change trains and busses, please take this into account when you decide with how much luggage you will travel. Keep your luggage to a minimum.

### Check list:

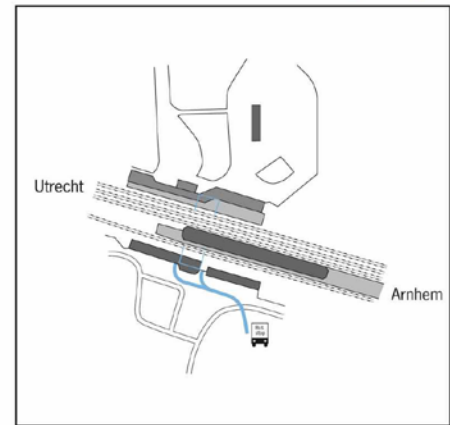
- Passport
- Entry visa (if applicable)
- Birth Certificate (if staying longer then 4 months)
- Commonly accepted currency (about EURO € 300.00)
- List of contact details of family and friends
- Weather forecast
- Flight ticket



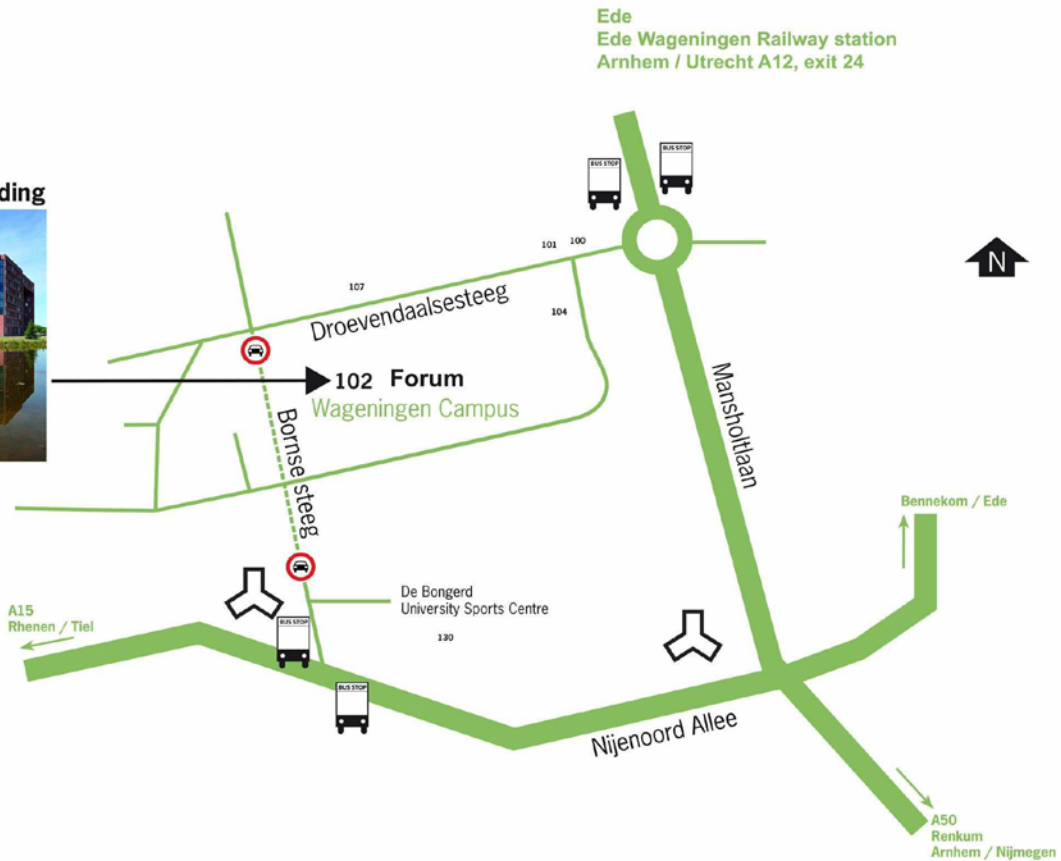
## Situation Ede Wageningen Railway station



## Situation Bus station Ede Wageningen




## Forum building




## Wageningen UR Buildings

- 100 Lumen
- 101 Gaia
- 102 Forum**
- 104 Atlas
- 107 Radix
- 130 De Bongerd University Sports Centre

- Droevendaalsesteeg 3
- Droevendaalsesteeg 3
- Droevendaalsesteeg 2
- Droevendaalsesteeg 4
- Droevendaalsesteeg 1
- Bornsesteeg 2

 Student accommodation

 Bus number 88 (Valleilijn)

