

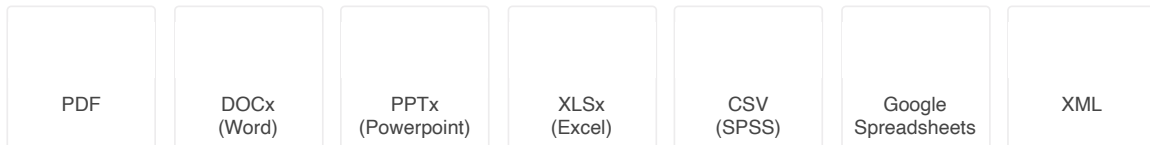
[Maak eigen filters](#)

Alle antwoorden zijn ingesloten in de resultaten

Maak segmenten met individuele reacties. Voeg filters toe door de datum, reactie volledigheid en respondentbron toe te voegen.

Samenvatting resultaten

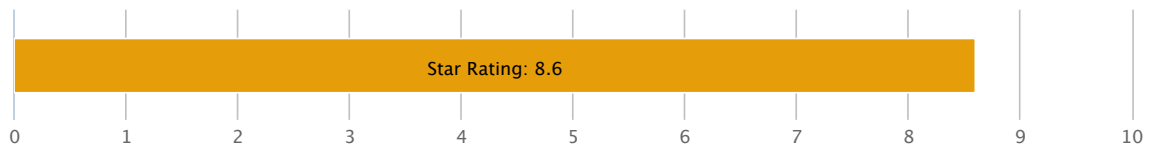
Individuele antwoorden



Totale antwoorden 9 Verworpen 0

1 Our staff - level of knowledge

Our staff – level of knowledge



Answer Choices

1 / 10
10 / 10
2 / 10
3 / 10
4 / 10
5 / 10
6 / 10
7 / 10
8 / 10
9 / 10

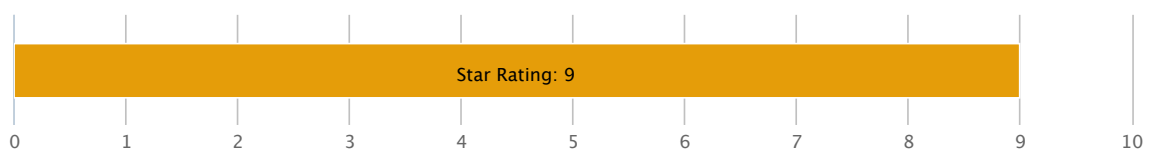
Responses Ratio

0 0 %
2 22.2 %
0 0 %
0 0 %
0 0 %
0 0 %
0 0 %
2 22.2 %
2 22.2 %
3 33.3 %

[Write footnotes for this result](#)

2 Our staff - friendliness

Our staff – friendliness



Answer Choices

1 / 10
10 / 10

Responses Ratio

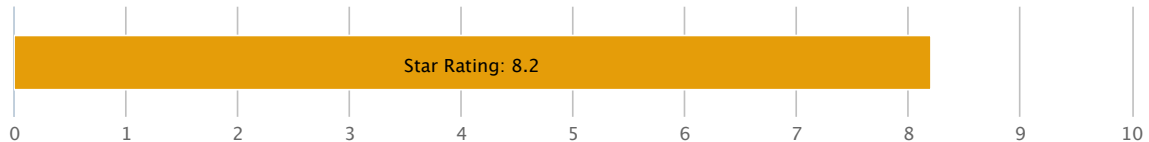
0 0 %
3 33.3 %

2 / 10	0	0 %
3 / 10	0	0 %
4 / 10	0	0 %
5 / 10	0	0 %
6 / 10	0	0 %
7 / 10	1	11.1 %
8 / 10	1	11.1 %
9 / 10	4	44.4 %

[Write footnotes for this result](#)

3 Our staff - responsivity to your request

Our staff – responsivity to your request

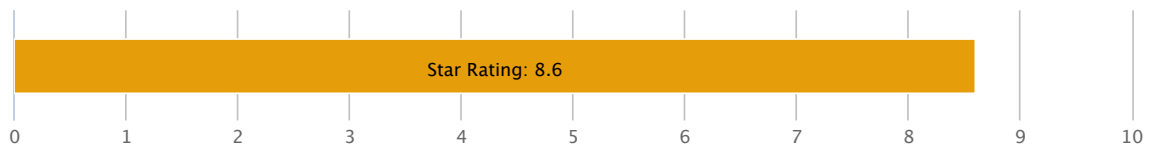


Answer Choices	Responses	Ratio
1 / 10	0	0 %
10 / 10	3	33.3 %
2 / 10	0	0 %
3 / 10	0	0 %
4 / 10	0	0 %
5 / 10	0	0 %
6 / 10	1	11.1 %
7 / 10	3	33.3 %
8 / 10	1	11.1 %
9 / 10	1	11.1 %

[Write footnotes for this result](#)

4 Order handling - comfort of sending samples

Order handling – comfort of sending samples

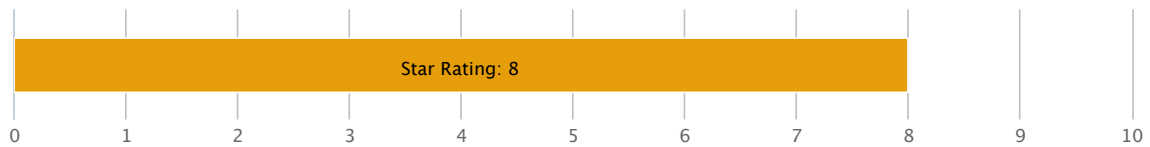


Answer Choices	Responses	Ratio
1 / 10	0	0 %
10 / 10	1	11.1 %
2 / 10	0	0 %
3 / 10	0	0 %
4 / 10	0	0 %
5 / 10	0	0 %
6 / 10	0	0 %
7 / 10	1	11.1 %
8 / 10	3	33.3 %
9 / 10	4	44.4 %

[Write footnotes for this result](#)

5 Order handling - efficiency of quotation, contract, invoice

Order handling – efficiency of quotation, contract, invoice

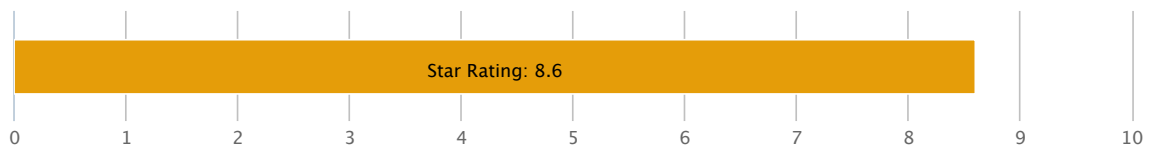


Answer Choices	Responses	Ratio
1 / 10	0	0 %
10 / 10	1	11.1 %
2 / 10	0	0 %
3 / 10	0	0 %
4 / 10	0	0 %
5 / 10	1	11.1 %
6 / 10	1	11.1 %
7 / 10	0	0 %
8 / 10	3	33.3 %
9 / 10	3	33.3 %

[Write footnotes for this result](#)

6 Order handling - clarity of report

Order handling – clarity of report



Answer Choices	Responses	Ratio
1 / 10	0	0 %
10 / 10	1	11.1 %
2 / 10	0	0 %
3 / 10	0	0 %
4 / 10	0	0 %
5 / 10	0	0 %
6 / 10	0	0 %
7 / 10	1	11.1 %
8 / 10	3	33.3 %
9 / 10	4	44.4 %

[Write footnotes for this result](#)

7 Equipment and measurement methods - use of up-to-date equipment

Equipment and measurement methods – use of up-to-date equipment



Answer Choices	Responses	Ratio
1 / 10	0	0 %
10 / 10	3	33.3 %

2 / 10	0	0 %
3 / 10	0	0 %
4 / 10	0	0 %
5 / 10	0	0 %
6 / 10	1	11.1 %
7 / 10	0	0 %
8 / 10	2	22.2 %
9 / 10	3	33.3 %

[Write footnotes for this result](#)

8 Equipment and measurement methods - use of innovative methods

Equipment and measurement methods – use of innovative methods



Answer Choices	Responses	Ratio
1 / 10	0	0 %
10 / 10	2	22.2 %
2 / 10	0	0 %
3 / 10	0	0 %
4 / 10	0	0 %
5 / 10	0	0 %
6 / 10	0	0 %
7 / 10	1	11.1 %
8 / 10	2	22.2 %
9 / 10	4	44.4 %

[Write footnotes for this result](#)

9 Equipment and measurement methods - quality control of measurements

Equipment and measurement methods – quality control of measurements

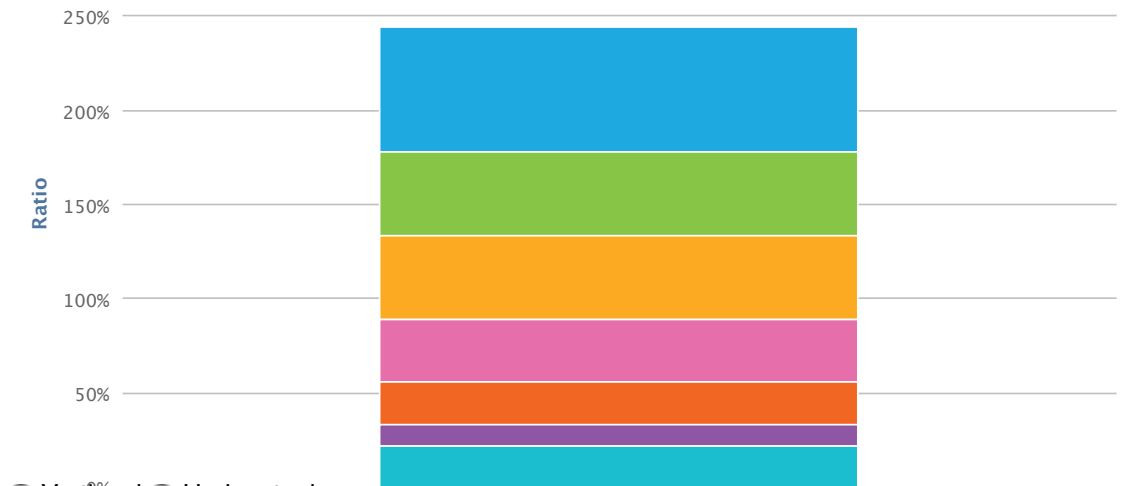
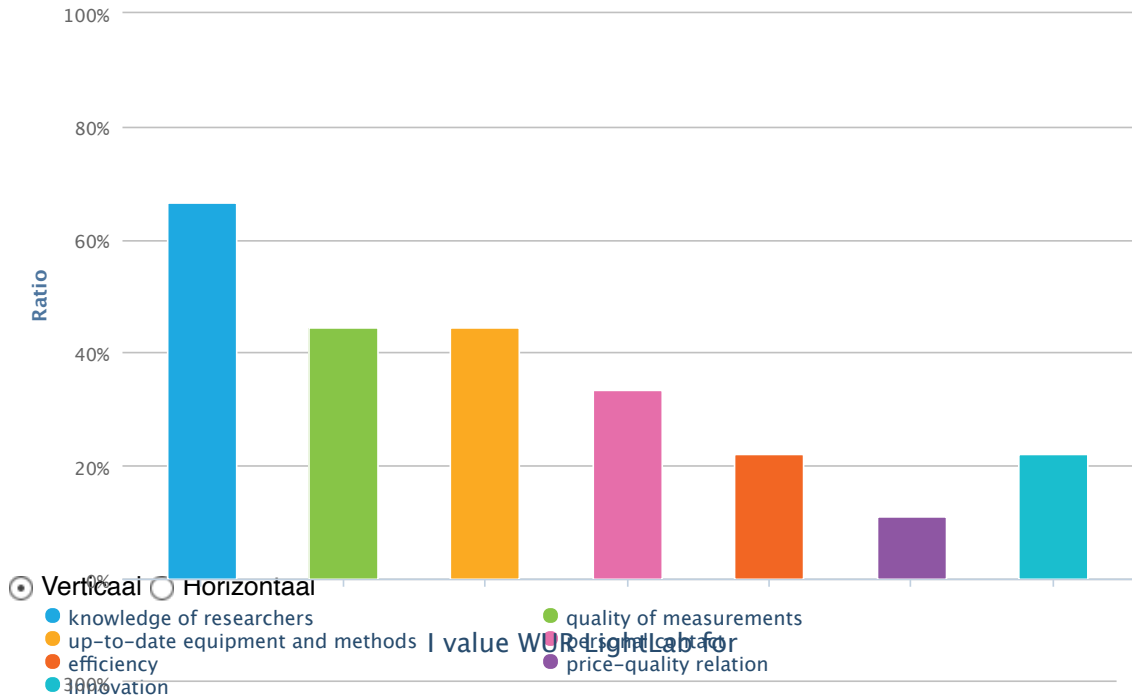


Answer Choices	Responses	Ratio
1 / 10	0	0 %
10 / 10	3	33.3 %
2 / 10	0	0 %
3 / 10	0	0 %
4 / 10	0	0 %
5 / 10	0	0 %
6 / 10	1	11.1 %
7 / 10	1	11.1 %
8 / 10	0	0 %
9 / 10	4	44.4 %

[Write footnotes for this result](#)

10 I value WUR LightLab for

I value WUR LightLab for



#	Antwoord	Antwoorden Ratio
6	knowledge of researchers	66,7 %
4	quality of measurements	44,4 %
4	up-to-date equipment and methods	44,4 %
3	personal contact	33,3 %
2	efficiency	22,2 %
1	price-quality relation	11,1 %
2	Innovation	22,2 %

[Voeg voetnoten toe voor dit resultaat](#)

11 I have the following suggestions for improvement...