

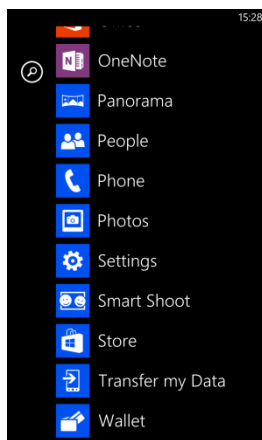
Manual “Connecting your WURmail with an Windows 7/8 Phone”.

Introduction

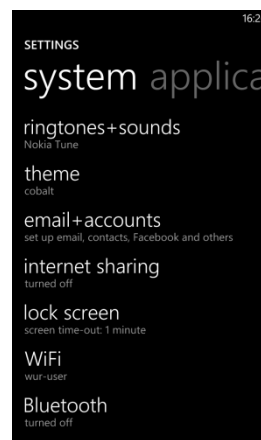
Windows Phones are not supported by WUR IT. These instructions are merely a guide not a complete manual. If needed you can get support (on a “best effort” base) from the IT Servicepoint.

Guide


Swipe left on your windows phone.



Choose settings.



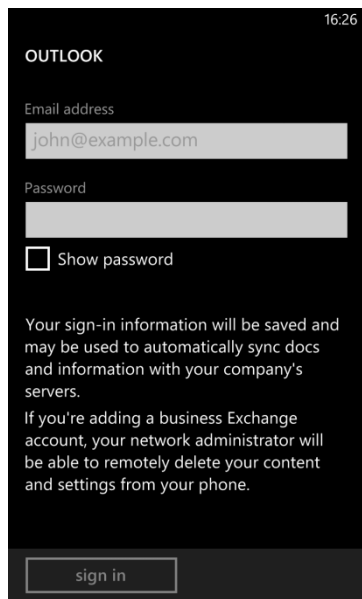
Choose email + accounts.



Choose “add an account”.

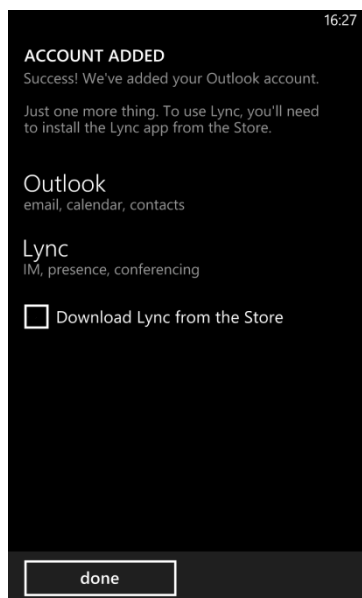


In the list select Outlook.



- E-mail address: Firstname.Lastname@wur.nl
- Password: Your WUR password

Choose “sign in”.



- Deselect “Download Lync from the store:

Choose “done”