

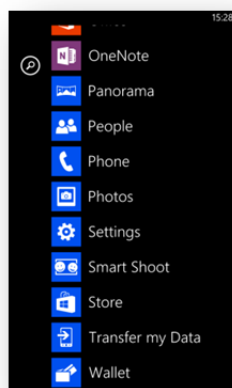
Connect your Windows Phone 8 with Wireless

Introduction

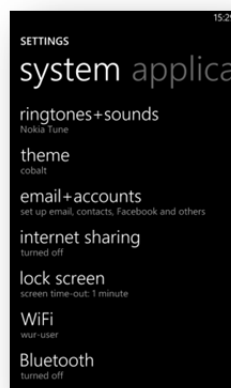
Windows Phones are not supported by WUR IT. These instructions are merely a guide not a complete manual. If needed you can get support (on a "best effort" base) from the IT Servicepoint.

Follow the steps below to use the WUR wireless network on your Windows Phone.

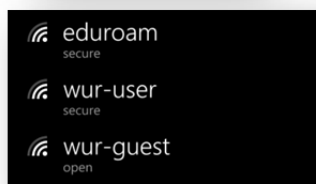
- Swipe left



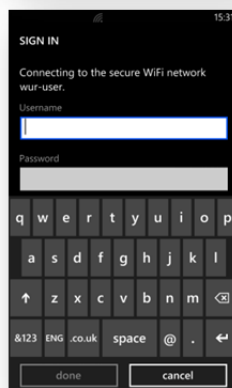
Choose *Settings*



Choose *WiFi*



- WUR students/employees choose *wur-user*
- Students/employees from other universities choose *eduroam*
- Guests without WUR account choose *wur-guest*



- For students/employees:
Username: WUR emailaddress (Firstname.Lastname@wur.nl)
Password: WUR account password
- For students/employees from other universities:
Username: emailaddress (from an EDUroam participating organisation)
Password: account password
- For guests without WUR account:
Username: See the information you have received
Password: See the information you have received

If you expect to find wur-user in this location, go ahead and connect. Otherwise, it may be a different network with the same name.



- Choose *yes*
- Finished